

HAND CRAFTED BENCHING & DISPLAY STANDS



timberdisplays

www.timberdisplays.co.uk

ABOUT US

ABOUT US

Timber Displays can offer you the very best quality in pressure treated timber display products at affordable prices.

Our products are designed to increase your turnover by showing your merchandise to its full potential and to add an attractive feature to your Garden Centre or store.

We offer a comprehensive range of standard items plus a bespoke service to help you achieve your personal look.



timberdisplays

www.timberdisplays.co.uk



GENERAL DISPLAY BENCHES



GENERAL DISPLAY BENCHES

Essential benching for every plant area that offers an ideal display platform for your stock and is easily shoppable.



GENERAL DISPLAY BENCHES

BEDDING BENCH

This bench comes with a 20mm lip and is the ideal bench for showing your bedding plants off to their full potential. Can be used individually to encourage impulse buys or looks great in runs for colour impact.

Standard height is 645mm to top edge of the table.



SLOPING BEDDING BENCH

This bench has been designed to really show your stock off using the slatted base in the sloping position.

The flexible base ensures you can use the base in the flat or sloping position whenever you choose.



GENERAL DISPLAY BENCH

A good solid bench benefiting from a 55mm lip that makes an attractive display of any plant or tray product. The look can be enhanced by the addition of an attractive trellis back panel.

Standard height is 665mm to top edge of the table.



HALF OCTAGONAL BENCH

This end promoter comes on legs to compliment your run of benches. Can also look good against a wall. Now made with chunky 40mm thick sides.

Standard height is 665mm to top edge of the table.



OCTAGONAL DISPLAY BENCH

A practical unit to display any seasonal plants and shrubs. Comes on a box base and can be used individually or in groups to make a prominent display. Now made with chunky 40mm thick sides.

Height available, 750mm, 600mm and 450mm.



HEXAGONAL BENCH

A popular style bench for your seasonal stock. Makes an excellent impulse display. Now made with chunky 40mm thick sides.

Height available, 750mm, 600mm and 450mm.



TIMBER DISPLAYS

hand made display benches & stands

MODULAR SETS

These versatile modular benches are easy to move around and store. They can be displayed individually to brighten up an entrance or in interlocking sets to provide a focal point for a great impulse area.



CLIMBER DISPLAY BENCH

A practical unit designed specifically for the use of climbing plants with divisions to help prevent wind damage. Overall height is approximately 1.5m.


Standard height of bench is 665mm to top edge of the table.



CLIMBER SUPPORT INSERT


This practical bench accessory is ideal for helping your taller potted products from falling over. This insert comes ready to place on top of your existing bench and comes complete with the dividers.





FLOOD BENCHING

With the option of the Flood Tray you can cut down on time and money hand watering.



FLOOD BENCHING

STANDARD FLOOD BENCH


The original General Display Bench now available with the flood tray base.

Standard height is 665mm to top edge of the table.



MODULAR FLOOD BENCH

This versatile unit has been updated to include a flood tray to cut down on time and money watering. These benches look great in sets of three, one of each height to enable you to vary your displays depending on products and seasons.



2 TIER FLOOD BENCH

Each bench replicates the depth of a Danish trolley shelf making it quick and easy to transfer your stock, its design also means that all stock gets its share of light and water.



DOUBLE FLOOD BENCH

All 3 benches on this bench offer the same size sales space based on a Danish trolley shelf so there is no wasted space or areas where your stock is starved of light and water. It also has the benefit of a POS rail.



3 TIER FLOOD BENCH

All 3 tiers on this bench offer the same size sales space based on a Danish trolley shelf so there is no wasted space or areas where your stock is starved of light and water.



HEXAGONAL FLOOD BENCH


Our ever popular Hexagonal Bench has now been updated to include a time saving flood tray, complete with bung and filter.

This bench is available in 3 different heights to make an attractive display for any season.




2 RAIL FLOOD BENCH

Why not add a plastic flood tray to your rail bench and cut down on time and money watering - the tray comes complete with a plastic filter and rubber bung.



3 RAIL FLOOD BENCH

Why not add a plastic flood tray to your rail bench and cut down on time and money watering - the tray comes complete with a plastic filter and rubber bung.





RAIL BENCHING



RAIL BENCHING

A unique style of benching to give
your centre a modern look



RAIL BENCHING

2 RAIL BENCH

This rail system bench benefits from an adjustable base to allow variation in depth for flexibility when displaying different stock. This bench can also be used with a dividing trellis panel.

Standard height is 610mm to top edge of the table.



3 RAIL BENCH


This rail system bench benefits from an adjustable base to allow variation in depth for flexibility when displaying different stock, particularly large shrubs. This bench can also be used with a dividing trellis panel.

Standard height is 610mm to top edge of the table.



RAIL HALF OCTAGONAL

This half octagonal comes on a box base as standard and is shown being used as an end promoter to finish off a run of tables, but can also look good against a wall.



2 RAIL 2 TIER

WOODEN TRELLIS BACK

GREEN PLASTIC TRELLIS BACK

This decorative unit shows your stock off at its best, incorporating our adjustable base allowing for versatility in height when showing seasonal stock.

Overall height is approximately 1.5m.





TIERED BENCHES

A variety of styles to add height to your displays, ensures there is something for every plant area.



TIERED BENCHES

DOUBLE TIERED BENCH

All 3 benches on this bench offer the same size sales space based on a Danish trolley shelf so there is no wasted space or areas where your stock is starved of light and water. It also has the benefit of a POS rail.

Overall height is approximately 1.5m.



STANDARD 2 TIER BENCH

Each bench replicates the depth of a Danish trolley shelf making it quick and easy to transfer your stock, its design also means that all stock gets its share of light and water.

Overall height is approximately 1.5m.



COMBI BENCH

Enhance your sales by adding height to your displays with this two tier bench set up. These benches include a standard 55mm lip.

Overall height is approximately 1.2m.



STANDARD 3 TIER BENCH

Another versatile wall unit benefiting from a fixed base shelf and 2 removable shelves allowing the unit to be used for different products for all seasons. Looks good against a wall or as an island – back to back.



STANDARD 4 TIER BENCH

A unit for all seasons benefiting from a fixed base shelf and 3 removable shelves allowing the unit to be used for different products for all seasons – from bedding to Christmas trees. Looks good against a wall or as an island – back to back..



TREE & HANGING BASKET DISPLAYS



TREE & HANGING BASKET DISPLAYS

However you choose to display your stock our Tree Displays offer easy access for your customers.

This range of units offer an attractive feature to your plant area and shoppable displays for your customers.



TREE & HANGING BASKET DISPLAYS

STANDARD TREE ISLAND

All our tree stands are designed effectively with cross bars to keep your tree stock in the upright position and to ensure your customers have easy access. Can be produced with or without a slatted base and tree ties.

We can also offer a range of bespoke tree runs based on our standard unit to suit your individual requirements.



CROSS TREE STAND

This unit offers great shopability to your customers for a variety of tree stock.

Can come with or without tree ties.



HANGING BASKET FEATURE

This unit is both flexible and versatile. It is designed to stand on a 2m x 1m bench allowing you to display your baskets and associated products on the same unit. Your baskets hang on galvanised rods from traditional 'S' hooks. Can be used inside or out.



This picture shows 2 units

HANGING BASKET STAND

This simple stand is easy to move around and looks great on its own as a feature or in groups to provide a colourful impact. Comes complete with heavy duty brackets.



HANGING BASKET PLINTH

When filled this unit is a striking feature for entrances and plant areas. With its smart base it is also easy to move around with your forklift placing it where you want to increase footfall.



HANGING BASKET DISPLAY

This unit will certainly make a great focal point to any plant area. It is easy to move around in order to control footfall and can be stood on plinths to add to the effect.



PROMOTIONAL BENCHES & POINT OF SALE



PROMOTIONAL BENCHES

These versatile units offer simple features for you to build on to show your stock to its full potential.

With a variety of POS material available it will be easy to portray your message to the customers.



PROMOTIONAL BENCHES & POS


STACKING PLINTHS

This versatile product can form a multitude of appealing shapes to make eye catching displays for any product in any season - our stacking plinths are even substantial enough for stoneware and pots. You simply stack as many plinth rings on top of each other to obtain the height you require and then place a plinth lid to the top of the stack to provide the display area. Easy but effective.



PYRAMID DISPLAY FEATURE

A real eye catching focus point for any sales area, either as an entrance feature or to add height to your plant area. Easy to move around when wanting to change footfall. Based on 1.5m octagonals.



CHUNKY TRESTLE TABLE

This simple but effective display table benefits from two slatted shelves and is the perfect product for your seasonal displays anywhere in your retail area.

You can also use the bottom shelf for display or storage and the easy style enable you to dress it up or keep it simple.



BACK PANEL WOODEN & PLASTIC TRELLIS

Back panels are used to compliment your benches and to give height to your plant area - it is also an ideal place to position your point of sale.

Our back panels come with a plain POS board as standard but can incorporate various other methods.



CLIP CORNER WOODEN TRELLIS

This versatile end panel is an attractive finish to any row of benches. It also comes with a plain wooden POS board for your plant information or signage.



PALLET POS HEADER

This simple header allows you the perfect space to display your product information and pricing for your pallet products.



TIMBER DISPLAYS

hand made display benches & stands

HOOK ON POS

This POS Holder can be used on your existing tables and are slightly angled to make reading of the signs easier.

The hook on bracket is made in 2 different sizes to fit bench sides that are 22mm and 40mm thick.

They are available in 2 standard size lengths and can take signs that are 152mm high.



HANGMAN

This useful bench accessory can be fixed to any existing bench or structure. By simply placing two holes in the top of your sign and placing it over the hooks provided, you can create an attractive holder for information or directional signs, (excluding signs).



POINT OF SALE

Each garden centre or store has their own way of displaying point of sale. Here we can show you a selection of options.



POS STAND

Put your message right where you want it..... this POS Stand is easy to move around to ensure your store information or sales messages don't get missed. The hollow frame means your sign can be seen from any side

Your graphic just slides into the stand making it easy to change when required.





timberdisplays

TIMBER DISPLAYS

**Lodge Farm
47 Spalding Road
Bourne
Lincolnshire
PE10 0AU**

T: 01778422700

E: sales@timberdisplays.co.uk

www.timberdisplays.co.uk